

10 October 2006

Training

**EIGHTH U.S. ARMY RANGE AND TRAINING AREA OPERATING POLICIES AND PROCEDURES**

---

**\*This regulation supersedes Eighth Army Pamphlet 350-20, 6 July 1995**

---

For the Commanding General:

WILLIAM G. KIDD  
Colonel, GS  
Chief of Staff

Official:



F.W. MORRIS  
Chief, Publications and  
Records Management

---

**Summary.** This regulation provides policy and procedure for the safe use of ranges and training areas within Eighth United States Army (Eighth Army) areas of operation.

**Summary of Changes.** Changes have been made in the following sections of this regulation.

- a. Changes title from Eighth Army (EA) Pamphlet 350-20 to Army in Korea (AK) Pamphlet 350-20.
- b. Highlights responsibilities for range operations that are specific to Korea.
- c. Defines responsibilities for conducting range operations in Korea.
- d. Defines scheduling of ranges and training areas.

- e. Deletes outdated information concerning targetry and targetry usage.
- f. Defines and clarifies documentation required for live-fire maneuver exercises.
- g. Defines and clarifies documentation required for the digging of pits, berms, etc.
- h. Clarifies waiver production and processing.
- i. Removes outdated information concerning range and training area locations.
- j. Clarifies Range Officer in Charge and Range Safety Officer duties and responsibilities.
- k. Explains in detail moratorium periods for tracer and pyrotechnic use.
- l. Provides guidance for dealing with wild land fires.
- m. Removes references to outdated publications.
- n. Removes redundant information.

**Applicability.** This regulation is applicable to all military commands and activities assigned, attached, or under operational control (OPCON) to Eighth Army or on temporary duty within the Korean Theater of Operations (KTO) who are conducting training operations.

**Supplementation.** Supplementation of this regulation and establishment of command and local forms are prohibited unless prior approval is obtained from the Commander, Eighth Army (G3 Training Division (EAGC-TD)), Unit #15236, APO AP 96205-5236.

**Forms.** AK and higher-level forms are available at <http://8tharmy.korea.army.mil/>.

**Records Management.** Records created as a result of processes prescribed by this regulation must be identified, maintained, and disposed of according to AR 25-400-2. Record titles and descriptions are available on the Army Records Information Management System website at <https://www.arims.army.mil/>.

**Suggested Improvements.** The proponent of this regulation is the Eighth Army G3 (EAGC-TD). Users may suggest improvements to this regulation by sending DA Form 2028 (Recommended Changes to Publications and Blank Forms) to the Eighth Army G3 (EAGC-TD), Unit 15236, APO AP 96205-5236.

**Distribution.** Electronic Media Only (EMO).

**Internal Control Provisions.** This regulation does not contain management control checklists.

## **CONTENTS**

### **Section I GENERAL**

1. Purpose
2. References
3. Applicability
4. Responsibilities
5. Safety
6. U.S. Military Support to Republic of Korea (ROK) Military and Civilian Agencies

### **Section II EIGHTH ARMY TRAINING LAND MANAGEMENT**

7. General
8. Location of Activities
9. Smart Book

### **Section III SCHEDULING**

10. General
11. Range Facility Management Support System (RFMSS)
12. Land Partnership Program
13. Direct Scheduling
14. Priority of Use
15. Co-Use
16. Hours of Operation
17. Range and Training Area Closure
18. Cancellations
19. Modifications
20. Live-Fire Maneuver, CALFEX, Reflexive Fire, and Stress Fire
21. Request for Range Support

### **Section IV RANGE AND TRAINING AREA ACCESS**

22. General
23. Roadblocks
24. Encroachment
25. Trespassing

### **Section V RANGE SAFETY POLICIES**

26. General
27. Surface Danger Zone Waiver/Deviations

28. Range Safety Program
29. Range Officer in Charge (ROIC)/Range Safety Officer (RSO Safety) Certification
30. ROIC/RSO De-Certification
31. ROIC Duties
32. RSO Duties
33. Artillery Range Safety Officer (ARSO)/Mortar Range Safety Officer (MRSO) Duties
34. Range Communications
35. Range Accidents and Incidents
36. Medical Support for Training
37. Critical Fire Hazard Periods
38. Range/Training Area Fires and Fire Fighting Procedures
39. Range Modifications
40. Unexploded Ordnance (UXO)
41. Impact Areas
42. Minefield Safety
43. Maintenance of Ranges and Training Areas
44. Safety of Personnel During Severe Weather

## **Section VI AMMUNITION**

45. General
46. Ammunition Safety in Handling
47. Malfunctioning Ammunition
48. Chemical Munitions
49. Demolitions and Mines

## **Section VII ENVIRONMENTAL CONSIDERATIONS**

50. General
51. Archaeological and Historical Resources
52. Environmental Safety
53. Electrical and Phone Line Support

## **Section VIII AERIAL GUNNERY**

54. Aerial Gunnery

## **APPENDICES**

- A. AK Form 350-6A-E
- B. Encroachment
- C. ROIC/RSO Certification Verification Memorandum
- D. Commander ROIC/RSO Certification Memorandum
- E. ROIC Checklist
- F. Range Opening and Closing Instructions

- G. RSO Checklist
- H. MRSO Checklist
- I. ARSO Checklist
- J. Accident/Incident Report and Ammunition Malfunctions
- K. Medical Evacuation (MEDEVAC) Requests
- L. Range Fires and Fire Fighting Procedures
- M. Artillery/Mortar Rounds Out of Impact Area Report
- N. Ammunition Malfunctions Report

## **FIGURES**

- 1. Direction of Beating or Fire Line Construction (Sample 1)
- 2. Direction of Beating or Fire Line Construction (Sample 2)
- 3. Direction of Beating or Fire Line Construction (Sample 3)
- 4. Direction of Beating or Fire Line Construction (Sample 4)

## **GLOSSARY**

## **Section I GENERAL**

**1. PURPOSE.** This pamphlet establishes specific procedures, standards and guidelines for the safe and proper operation of ranges and training areas within the Republic of Korea.

**2. REFERENCES.** Commanders will ensure using personnel are completely familiar with AR 385-63, DA Pam 385-63, AR 385-64, AK 350-10, this pamphlet, and applicable field manuals (FMs), and technical manuals (TMs). Unless specifically stated otherwise all training will be conducted in accordance with (IAW) AR 385-63, DA Pam 385-63, AR 385-64, applicable FMs, and TMs.

AK Reg 350-10, Eighth Army Range and Training Area Policy and Procedures

AR 350-19, The Army Sustainable Range Program

AR 385-63, Range Safety

AR 385-64, U.S. Army Explosive Safety Program

DA Pam 350-38, Standards in Weapon Training

DA Pam 385-63, Range Safety

FM 3-100.12, Risk Management

USFK Pam 200-1, Environmental Governing Standards

TSAK Smart Book <http://8armynew/C3/TSAK/default.aspx>

**3. APPLICABILITY.** This pamphlet is applicable to all Eighth Army Major Subordinate Commands (MSCs), separate units, activities, and other Department of Defense units utilizing Eighth Army ranges and training areas.

### **4. RESPONSIBILITIES:**

**a. Eighth Army Assistant Chief of Staff (ACS), G3 will--** Serve as the Eighth Army Staff Officer who is responsible for all training and training support within Eighth Army. Additionally, the G3 exercises control of U.S. Army ranges and training areas in the Republic of Korea (ROK); establishes agreements with ROK military commands for use of ROK ranges and training areas; and prioritizes the use of U.S. Army ranges and training areas for Eighth Army MSCs and commands outside the ROK Theater.

**b. Eighth Army ACS, G3 Training Division, Training Support Activity Korea (TSAK) will--** Establish policy and procedures for the management, utilization, control, and scheduling of all U.S. Army ranges and training areas within the ROK. TSAK coordinates agreements with the ROK military for scheduling ranges and training areas. TSAK is responsible for all ranges and training areas in Korea utilized by U.S. Forces.

**c. Major Army Command (MACOM) Range Manager will--**

(1) Establish policy and procedures for the management, utilization, control and scheduling of all U.S. Army ranges and training areas within the ROK.

(2) Ensure the safe operation and use of all ranges and training areas controlled and/or operated by Eighth Army.

(3) Manage all United States Forces Korea (USFK) exclusive training land.

(4) Coordinate Eighth Army ranges for U.S. Army units and other services stationed in the Eastern Pacific Region.

(5) Develop, manage, monitor, and enforce the Eighth Army Range Safety Program.

(6) Serve as the proponent for AK Reg 350-10 and this Pamphlet.

**d. Range and Training Land Management Branch will--**

(1) Implement Land Partnership Program (LPP) coordinated range and training area scheduling/use agreements between Eighth Army and ROK military commands; provide Eighth Army's annual requirements for ROK ranges and training areas that are scheduled on an annual basis; and publish results of annual scheduling conferences to Eighth Army units.

(2) Coordinate with ROK units and local populace to eliminate or prevent encroachment and trespassing on Eighth Army ranges and training land. Assist in the response to USFK Status of Forces Agreement (SOFA) Real Estate Office on ROK petitions against U.S. exclusive and temporary use land.

**e. Range Control Centers (RCCs) will--**

(1) Manage, organize and direct personnel, equipment, materials, and supplies in support of internal Eighth Army range control operations in their assigned geographical area of responsibility.

(2) Maintain Eighth Army range statistics within the Range Facility Management Scheduling System (RFMSS). (Information maintained includes but is not limited to; ranges and training areas utilized, types and amounts of ammunition fired, known or estimated number of UXOs, range usage by training units, and etc.)

(3) Prepare Surface Danger Zone (SDZ) Waiver requests submitted by units. Publish local range Standard Operating Procedures (SOPs) for the safe operation and use of ranges and training areas.

(4) Monitor and enforce the Eighth Army Range Safety Program. Implement standardized Eighth Army Safety Certification Testing for Range Officers in Charge (ROIC) and Range Safety Officers (RSOs) Korea-wide. Assist the Command Safety Office during

investigations of accidents or incidents involving weapons or ammunition. Decertify or suspend ROIC/RSO for safety/procedural violations of range and safety regulations. Perform range control inspections to enforce the safe and proper operation of all range and training areas. Manage the range and training area facilities physical safety inspection program and exclude safety deficient facilities from use by using units. Review and approve all range training plans, scenarios, graphic overlays, and unit risk assessments for safety compliance.

(5) Conduct continuing maintenance of U.S. exclusive ranges and training areas and limited maintenance to ROK ranges and training areas to meet safety and training standards as established in applicable Army and Eighth Army regulations, pamphlets, FMs, and other directives.

(6) Coordinate all Combined Arms Live-Fire Exercises (CALFEX). Assist commanders in CALFEX planning. Review and approve completed CALFEX scenarios, graphics, and risk assessments.

(7) Coordinate scheduling requests for Republic of Korea Army (ROKA) controlled maneuver/live-fire areas and for ROK military ranges/training areas.

**f. Eighth Army Major Subordinate Commands will--** Coordinate with servicing RCCs for use of all U.S. exclusive and ROKA/ Republic of Korea Air Force (ROKAF) ranges and training areas. Ensure subordinate units using Eighth Army and ROK ranges or training areas comply with AK 350-10, this Pamphlet, AR 385-63, DA Pam 385-63, AR 385-64, and applicable FMs and TMs relating to weapons, ammunition and training facilities. MSC Commanders are responsible for ensuring their subordinate commands conduct safe and proper training on ranges and training areas.

**g. Unit Commanders will--**

(1) Ensure that all personnel are familiar with local range procedures and safety requirements.

(2) Designate a Range Officer-in-Charge (ROIC) and Range Safety Officer(s) (RSO) for each firing point or range that has been certified by a RCC. (These personnel will be responsible for the safe conduct of firing and proper use of facilities.) (See Appendix C.)

(3) Personnel appointed as Battalion Commander (including those serving by assumption of command orders) must certify in writing that personnel testing for certification as ROICs or RSOs are competent and meet the ROIC/RSO appointment requirements IAW DA Pam 385-63 for the weapons system for which they will perform duties. A list of all command certified personnel must be provided to the servicing Eighth Army Range Control Center. Only personnel on this list will be tested and, if passed, be allowed to perform ROIC/RSO duties on Eighth Army ranges (See Appendix D).

(4) Coordinate plans for firing exercises and maneuvers with the servicing RCC.

**5. SAFETY.** All Eighth Army and ROK ranges will be operated in accordance with the procedures and safety requirements prescribed by AR 385-63, DA Pam 385-63, AR 385-64, AK



350-10, this Pamphlet, approved SDZ waivers, safety briefings, SOPs, and applicable field and technical manuals for the particular weapon system being utilized. Only ranges with valid SDZ waivers will be used. Any individual observing an unsafe condition or act is authorized to call a "CEASE FIRE" for immediate termination of firing. All unsafe conditions and violations of safety requirements will be immediately reported to the controlling RCC.

**6. U.S. MILITARY SUPPORT TO ROK MILITARY AND CIVILIAN AGENCIES.** The Foreign Military Assistance Act and the Arms Export Control Act limit ROK training on U.S. facilities. In order to train on a U.S. range facility constructed with U.S. only funding, ROK and civilian agencies must reimburse the U.S. in dollars for the costs associated with the operation and sustainment of the range facility during training. Because of the complexity of the laws concerning this area, all requests for joint assistance; use; or training will be forwarded through the servicing RCC to the Eighth Army MACOM Range Manager for adjudication by the Chief, G3 Training Division. Approval authority for joint assistance or use rests with the Eighth Army ACS, G3.

## **Section II**

### **RANGE AND TRAINING LAND MANAGEMENT**

**7. GENERAL.** Eighth Army, G3 Training Division (G3TD) is the parent organization of TSAK. TSAK is a Field Operating Activity (FOA) that serves as the responsible agent for range and training land management within the MACOM.

#### **8. LOCATION OF ACTIVITIES.**

- a. TSAK HQ is located on Camp Coiner, Building 1164
- b. MACOM Range Manager is located at TSAK HQ, Tel No. 723-4180
- c. Range and Training Land Management Branch is located at TSAK HQ, Tel No. 723-4148
- d. Range Control Centers are located at:
  - (1) Casey/Hovey, Building S-0549, Tel No. 730-1018.  
Grid vicinity: CG 290975
  - (2) Rodriguez Live-Fire Complex, Tel No. 730-3811/3805  
Grid vicinity: CH 435097
  - (3) Story Live-Fire Complex, Tel. No. 734-8083/8447  
Grid vicinity: CG 005963
  - (4) Camp Humphreys, Building S-1463, Tel No. 754-6374  
Grid vicinity: CF 261904
  - (5) Camp Carroll, Building S-910, Tel No. 765-7339  
Grid vicinity: DE 476835

**9. SMART BOOK.** The TSAK Smart Book is located at <http://8armynew/C3/TSAK/default.aspx> and contains information on all ranges; training areas; and Training Aids, Devices, Simulators, and Simulations (TADSS) equipment under the control of TSAK. It also contains a POC Roster that list all the contact numbers for each of the Range Control/Training Support Centers. Additionally, current approved ranges, both U.S. and ROK, can be found in the TSAK Smart Book along with a copy of the current approved Surface Danger Zone Waiver/Deviation.



### **Section III SCHEDULING**

**10. GENERAL.** Scheduling for all ranges and training areas should be finalized six (6) weeks in advance of the desired training date. Request for scheduling within 30 working days of training date will be considered on a case-by-case basis by the servicing RCC.

**11. RANGE FACILITY MANAGEMENT SCHEDULING SYSTEM (RFMSS).** RFMSS is a web-based system that allows remote users to schedule U.S. exclusive ranges and training areas in Korea. Units may obtain a password from their servicing RCC. A train-the-trainer course can be scheduled through the servicing RCC for new users. AK Form 350-6A-R-E is used to schedule ROKA ranges. (See Appendix A.)

**12. LAND PARTNERSHIP PROGRAM (LPP).** USFK and the Korean Ministry of Defense (MND) have developed an agreement to provide U.S. units access to training lands that are managed by the ROK military, ROK government, and local governments. U.S. units are to ensure good stewardship of these training lands during use. Scheduling of these training lands is accomplished annually through Eighth Army in accordance with the ROK-U.S. Land Partnership Regulation #1 for the following calendar year. MSCs must submit their annual request for training lands under the LPP prior to September of each year. MSCs must submit their request for use ranges and training land not covered by the LPP through the servicing RCC no later than eight (8) weeks prior to the desired training event using an AK Form 350-6A-R-E.

**13. DIRECT SCHEDULING.** Due to the sensitive nature of limited resources, direct scheduling of ROKA ranges between U.S. units and ROKA units is not allowed. Each RCC has an assigned ROKA Coordinator that is adept in coordinating with ROKA units for the scheduling of ranges and training areas. The only ranges that each RCC will support are those belonging to the U.S. or those that have been scheduled through proper channels and procedures.

**14. PRIORITY OF USE.** Range scheduling and use will have the following priority:

- a. First. Scheduled maintenance or range upgrade and construction
- b. Second. Units preparing for real world contingencies
- c. Third. Other units on a first-come basis

Note: Rodriguez Live-Fire Complex is scheduled 24 months in advance.

**15. CO-USE.** All facilities that will be used under a co-use/joint use arrangement must have prior written approval from the servicing RCC.

**16. HOURS OF OPERATION.** Live-fire and flight operations on ranges and training areas can generally be conducted between the hours of 0700-2200. Prior coordination must be made with the servicing RCC for these operations when the desired time is not in the 0700-2200 period. Additional restrictions may apply, check with the servicing RCC. Unit training generally dictates office hours of the servicing RCC. Contact servicing RCC for scheduled hours of operation.

**17. RANGE AND TRAINING AREA CLOSURES.** Certain ranges and training areas are closed on weekends and Korean Holidays. The following is a list of events that are observed by ROK and generally USFK personnel; this list is not all-inclusive. Check with the servicing RCC for exact dates and other related information.

- New Year, first week in January
- Lunar New Year, second week in February
- Independence Movement Day, first week in March
- Abhor Day, first week in April
- Children's Day, first week in May
- Buddha's Birthday, third week in May
- Memorial Day, first week in June
- Children's Test Day, second week in July
- Constitution Day, third week in July
- Liberation Day, third week in August
- Chusok, third week in September
- Armed Forces Day, first week in October
- National Foundation Day, first week in October
- Christmas, last week in December
- Korean University National Examination/Korean Grave Visitation

Note: When planning training, MSCs need to be cognizant of the Korean University National Examination that occurs periodically throughout the year. Eighth Army conducts an operational pause across the ROK in support of the U.S.-ROK Community Relations Program. This pause includes live-fire ranges, wheeled or track vehicle movement, and flight operations (except urgent MEDEVAC). Additionally, in accordance with the Status of Forces Agreement, Eighth Army will allow visitation of gravesites located within U.S. exclusive range complexes and training areas on Korean Lunar New Year, Chusok, and Arbor Day. Units must be aware that the areas will be closed additional days to allow gravesite preparation prior to these holidays.

**18. CANCELLATIONS.**

a. Cancellation of a range or training area must be entered into the RFMSS or directly reported on AK Form 350-6A-R-E to the servicing RCC NLT five (5) working days prior to the scheduled usage date. Cancellations received after this day will be reported as a No-Show.

b. Cancellation of ROK ranges and training areas must be submitted to RCC NLT 30 working days prior to the scheduled usage date.

**19. MODIFICATIONS.** Modifications to previously submitted information on the use of ranges and training areas must be entered into the RFMSS and written notification of the modification provided to the servicing RCC NLT five (5) working days prior to the scheduled usage date. If a modification is desired during use, it must be requested/coordinated through the servicing RCC prior to implementation.

**20. LIVE-FIRE MANEUVER, CALFEX, REFLEXIVE FIRE, AND STRESS FIRE.**

a. CALFEX and live-fire maneuver requests with scenario, graphic overlay, and unit risk assessment must be forwarded to servicing RCC NLT 45 working days prior to the exercise for safety review and approval.

(1) The scenario will include the unit, what type training they will conduct, objectives and phase lines where troops will commence and cease fire, phase line by phase line step of events and actions to be taken by support and maneuver elements, firing points, support by fire locations, tactical assembly areas; air and convoy movement routes to include locations of unit safety personnel, means of communication, close-support fire (including air support), indirect fire, types of weapons and ammunition to be used, and type and number and placement of targets.

Note. Only Range Control personnel may emplace targetry.

(2) The graphic overlay must include date time group (DTG), map identification, and grid intersection tick marks for orientation on a 1:25,000 map. Firing points, support-by-fire locations, maneuver objectives, phase lines, tactical assembly areas, and target placement will be identified by an eight (8) digit grid. Air and convoy movement routes will be depicted. Target types and number will be identified.

(3) The unit risk assessment will be completed with the assistance of the servicing RCC Operations Officer. The ROIC/RSO for the scheduled event will accompany the servicing RCC Operations Officer to the range to identify risks in the scenario and risks associated with the range and means of mitigation or elimination of identified risks.

b. Reflexive Fire and Stress Fire requests with scenario and unit risk assessment must be forwarded to servicing RCC NLT 45 working days prior to the exercise for safety review and approval.

(1) The scenario will include the unit, what type training they will conduct, sequence of events IAW appropriate FM, locations of unit safety personnel, and means of communication; the chapter and any tables to be executed must be referenced.

(2) The unit risk assessment will be completed with the assistance of the servicing RCC Operations Officer. The ROIC/RSO for the scheduled event will accompany the servicing RCC Operations Officer to the range to identify risks in the scenario and risks associated with the range and means of mitigation or elimination of identified risks.

c. Approved scenarios, graphic overlays, or unit risk assessments cannot be changed or modified without approval from servicing RCC. RCC personnel are available to assist units during live-fire scenario, graphic overlay, and unit risk assessment development.

d. Additional information may be required by the servicing RCC.

## **21. REQUEST FOR RANGE SUPPORT.**

a. Only ranges with approved SDZ waivers will be supported. Requests for targets and range equipment support will be submitted via RFMSS or AK Form 350-6A-

R-E, as applicable, to the servicing RCC a minimum of 45 working days prior to training date.

b. The Korean Service Corp (KSC) personnel assigned to RCCs provide range operation and maintenance support.

c. The servicing RCC will be manned and operational while a unit is occupying a range or training area.

d. KSC personnel will be on site at ranges during hours of firing.

e. Target mechanisms and targets for use on ranges are provided by the servicing RCC.

f. Target mechanisms are emplaced and operated by KSC personnel.

Note: Units will not emplace or remove targetry with exception of paper targets on pre-existing target frames. Targetry is requested through servicing RCC

**Section IV**  
**RANGE AND TRAINING AREA ACCESS**

**22. GENERAL.** All training areas/ranges are restricted from access for all personnel without clearance from the servicing RCC.

**23. ROADBLOCKS.** Roadblocks and access control points will be emplaced and manned IAW the specific RCC SOP. Training will not be conducted until all roadblocks and access points have been established. No personnel are permitted to by-pass roadblocks without authorization from the servicing RCC. Individuals who have obtained permission to enter areas/ranges posted with roadblocks will replace them immediately after entry or departure.

**24. ENCROACHMENT.** Encroachment by the civilian populace or ROK military units creates safety hazards. Encroachment must be monitored at all times to ensure no undue risk exists to unauthorized personnel and that training facilities remain intact for their intended use. When units discover encroachers on maneuver land or firing facilities, all firing will cease. Units will utilize a Korean Augmentation to the United States Army (KATUSA) to explain to the encroachers that the unit is conducting a military exercise and that they (encroachers) must leave the boundaries of the range or training area immediately. Units will not use physical force to remove personnel or restrict their (encroachers) access. The ROIC will notify the RCC of any encroachment incident immediately. (See Appendix B.)

**25. TRESPASSING.**

a. Only Range Support and training unit personnel are authorized on U.S. exclusive use ranges or training facilities during training events. If unauthorized personnel enter a range, the unit will cease-fire and contact the RCC for assistance.

b. Unauthorized personnel/animals include:

(1) U.S. or ROK military, civilian employees, commercial vendors, or other civilian personnel not connected with the RCC or training unit and without RCC approval

(2) Livestock



## **Section V**

### **RANGE SAFETY POLICIES**

**26. GENERAL.** Persons in charge of or using ranges, maneuver areas, and training facilities are responsible for compliance with the safety requirements of AR 385-63, DA Pam 385-63, AR 385-64 , AK Regulation 350-10, this Pamphlet, SDZ waivers, safety briefings, SOPs, and applicable Technical and Field Manuals.

#### **27. SURFACE DANGER ZONE WAIVER/DEVIATIONS.**

a. The Korean peninsula is made up of mostly hills and mountains with some wide coastal plains in West and South. The peninsula is approximately the size of Indiana with large built-up areas and farmland spread throughout; therefore, land usage is at a premium. This restricts weapon systems from being used to their maximum range. Often it requires a waiver/deviation from the SDZ as is prescribed in DA PAM 385-63.

b. All Eighth Army ranges and ROK ranges used by U.S. units require waivers. The RCC will make the initial determination regarding the waiver of a range. RCC personnel will develop waivers as warranted. Waiver request must be submitted to the servicing RCC NLT 45 working days prior to event.

#### **28. RANGE SAFETY PROGRAM.**

a. The Eighth Army Range Safety Program is monitored by the Eighth Army Command Safety Office and enforced by the Eighth Army MACOM Range Manager. RCC personnel are responsible for the enforcement of range and safety regulations. Their authority on ranges and training areas is indisputable. An organization experiencing a difference of opinion with RCC personnel will comply with guidance given by the RCC immediately at the time guidance is given. Issues not favorably resolved may then be appealed to the servicing RCC Range Officer or the MACOM Range Manager.

b. Some ranges and training areas have facility-specific safety briefings and/or SOPs that must be acknowledged by signature of the ROIC/RSO prior to the RCC granting a "HOT" status. The servicing RCC will advise units of these requirements.

**29. ROIC/RSO SAFETY CERTIFICATION.** ROICs and RSOs are required to have a current Range Safety Certification Card issued from a RCC. Cards are valid for one year at which time personnel will be retested.

#### **30. ROIC/RSO DE-CERTIFICATION.**

a. The servicing RCC will decertify a ROIC/RSO for safety/procedural violations, disregarding range SOP and other applicable documents, and failure to follow guidance provided by RCC.

b. De-certification requires the soldier to re-certify by taking the ROIC/RSO test after a 60-day period.

### **31. RANGE OFFICER IN CHARGE (ROIC) DUTIES.**

Note: In addition to the following see ROIC Checklist at Appendix E.

(1) ROICs will be of the appropriate rank IAW DA Pam 385-63, Chapter 1, and perform their duties IAW DA Pam 385-63, this Pamphlet, waivers, range/training area SOPs, and applicable TMs and FMs

(2) Be present at the range from opening to closing and will perform no other duties

(3) Report to the RCC one (1) day prior to use of a range to receive and sign the Users Safety Brief and receive special instructions for the specific facility

(4) At occupation of a range, ensure a red range flag (day) or red blinking light (night) is attached at the top of the range flagpole

(5) Ensure all personnel have been briefed and comply with the requirements for use of range SDZ, SOP, and safety brief

(6) Maintain DA Form 1594, Range Log, from the moment of occupation until departure from all ranges and training areas

(7) Ensure required communications with servicing RCC are established and operative. Communication checks will be made hourly or as directed by the RCC. A cease-fire will immediately be called if communications are lost.

(8) Request clearance from the servicing RCC to open the range, go hot, go temporary cease-fire, go guard status, go cold, and close range. (See Appendix F.)

(9) Ensure that during "guard status" a noncommissioned officer (NCO) and guard detail remains on the range to secure ammunition and equipment

(10) Ensure the impact area or down range area is clear of unauthorized personnel by announcing over the public address system or bullhorn, "Is the down range area clear"? (The announcement will be made three times in English and Korean.)

(11) Ensure that only targets drawn and emplaced by RCC personnel are used (No firing will be directed against historical monuments, cemeteries, villages, trees or shrubs, dams, lakes, roads, limit poles, signs, animals, or other natural or man-made objects.)

(12) Maintain records on the type of ammunition fired, the number of rounds fired, the number of UXOs and their approximate location

(13) Ensure compliance with daily fire hazard status provided by the RCC governing tracer and pyrotechnic use

(14) Ensure down-range areas are off limits and kept clear of personnel except for approved target details, maneuver elements, and Explosive Ordinance Disposal (EOD).

(15) Ensure that the following items are present on all ranges when occupied for training:

(a) DA Pam 385-63, AK Reg 350-10 and this pamphlet.

(b) Appropriate Field Manual for the operation being conducted and Technical Manual for weapon systems employed

(c) Range specific SOP

(d) Applicable SDZ Waiver

(e) Fire-fighting equipment

(h) Public address system or bullhorn.

(j) Range equipment (safety paddles, flashlight, compass, etc)

(16) Approximately one hour prior to the estimated completion of firing, request a Range Control Inspector from the RCC to clear the facility

(17) Ensure that the following is policed and/or removed from the range/training area by unit:

(a) Unexpended ammunition, simulators, explosives, pyrotechnics, and propellant charges

(b) Expended casings, brass, metal links, packing material, and ammunition boxes

(c) Trash

(d) Firing line, tower, latrines, and parking area

(18) Ensure that range equipment and targets are collected and transported to the RCC for turn-in.

### **32. RANGE SAFETY OFFICER (RSO) DUTIES.**

Note: The information in this Section is for all RSOs to include Laser Range Safety Officer and Senior Range Safety Officer for air defense artillery (ADA) unless otherwise described in this Pam. In addition to the following see RSO Checklist in Appendix G.

(1) RSOs will be of the appropriate rank IAW DA Pam 385-63, Chapter 1, and perform their duties IAW DA Pam 385-63, this Pamphlet, waivers, range/training area SOPs, and applicable TMs and FMs.

(2) Be present at the range from opening to closing and will perform no other duties

(3) Report to the RCC one (1) day prior to use of a range to receive and sign the Users Safety Brief and receive special instructions for the specific facility. (Certified assistant RSOs may be appointed based on the physical size of the range, number of weapon systems being employed, or servicing RCC's guidance. All appointed RSO's will remain on the range and perform no other duties.)

(4) Wear white tape on the headgear to designate RSO status

(5) Ensure that no activity other than that relating to conduct of the range occurs between the tower and firing line while firing is taking place

(6) Ensure that weapons are cleared and checked during temporary suspensions of firing

(7) Ensure that no ammunition is unloaded on the firing line when the firing line is active

(8) Ensure that personnel do not go forward of any firing position without approval

(9) Ensure that a cease-fire is ordered and the RCC is notified when:

(a) Communications is lost with the RCC

(b) ROIC or medical vehicle leaves the range

(c) A fire, safety violation, accident, or incident occurs

(d) Rounds are suspected of landing or detonating outside the impact

area

(See Appendix M.)

**33. ARTILLERY RANGE SAFETY OFFICER (ARSO) AND MORTAR SAFETY OFFICER (MRSO) DUTIES.** Note: ARSO and MRSO will be of the appropriate rank IAW DA Pam 385-63, Chapter 1, and perform their duties IAW DA Pam 385-63, this Pamphlet, waivers, range/training area SOPs, and applicable TMs and FMs. In addition see the ARSO Checklist at Appendix H and MRSO Checklist at Appendix I.

#### **34. RANGE COMMUNICATIONS.**

a. Units must establish and maintain communications with the RCC upon entering any facility or training area. The RCC Communications Center will be operational during all scheduled training.

b. A radio net (FM) is operated as the primary means of communication from maneuver area/range facilities. Current radio frequencies will be provided by the servicing RCC. Call signs are "Range Control". Units will use the range they are occupying as their call sign, i.e. "Range Control this is Barker Range".

c. Secondary means of communication will be a landline telephone if the facility is so equipped. If FM or landline communication is not available the unit can contact the RCC using a cell phone.

d. Communication with the RCC is required during all training operations on Eighth Army ranges and training areas; the using unit will initiate hourly communication's checks. If units lose communication with the RCC, they will cease their operations until contact is made again. Opening and closing instructions for all ranges and training areas will be used. (See Appendix F.)

e. Using units will assign operators to communications equipment and will instruct operators to remain near the equipment at all times. Standard Army radio-procedure protocol will be used when communicating with the RCC.

**35. RANGE ACCIDENTS AND INCIDENTS.** The following is a list of incidents which are specifically tracked by the RCC and which must be reported. This list should be used as a guide and not as the only items to be reported. All incidents should be reported. If in doubt, REPORT IT!

- a. Any accident with injury or MEDEVAC of personnel
- b. Any incidents or accidents involving vehicles
- c. Any loss of weapon to include bolt, operating group, or COMSEC communication equipment
- d. Civil disturbances or demonstrations in vicinity
- e. Encroachment or trespass of range facilities or training areas
- f. Any altercation between U.S. personnel and Korean Nationals
- g. Any weapon discharge not related to training or directed by ROIC/RSO
- h. Damage to government property
- i. Any theft or breach of security

- M) j. Rounds impacting outside of established impact areas or range limits (See Appendix M)
- k. Weapons, ammunition, or demolition/explosives malfunctions
- l. Range or training area fires
- m. Discovery of UXO munitions

Note: All accidents or incidents will be reported immediately to the servicing RCC and to the Eighth Army Command Safety Office at 723-7744. Follow-up reports will be submitted within 24 hours to the RCC (See Appendix J).

**36. MEDICAL SUPPORT FOR TRAINING UNITS.** Ambulances, emergency-type medical vehicles, and medical personnel are required to be at every firing range. In training areas, the level of medical support required will be at the discretion of the commander conducting the training. Minimum requirements for medical support are as follows:

- a. Qualified medical personnel. A qualified medic or combat lifesaver with a dedicated vehicle, a dedicated driver with strip map to nearest medical facility, and medical supplies are required on each live-fire range. Trained and certified combat lifesavers can be substituted for qualified medic on live-fire ranges when .50 caliber weapons or smaller are being fired.

- b. Emergency MEDEVAC. Emergency medical evacuation will be requested through the appropriate MEDEVAC or RCC radio net. Emergency MEDEVAC telephone numbers or radio frequencies will be conspicuously posted by the using unit in the vicinity of their radio communications systems (See Appendix K).

**37. CRITICAL FIRE HAZARD PERIODS.**

- a. The Korean Government has declared critical fire hazard periods and imposed a moratorium on use of tracers and pyrotechnics March through May and August through October. Range fires can occur during any month of the year, but these periods are considered critically hazardous. All ranges and training areas are subject to additional restrictions based on fire hazard conditions. The servicing RCC will provide guidance to units concerning use of tracers and pyrotechnics.

- b. All ROICs will request from their servicing RCC current information on fire hazard conditions the day of event and prior to training.

- c. Units will comply with the RCC ammunition and pyrotechnic restrictions.

**38. RANGE/TRAINING AREA FIRES AND FIRE FIGHTING PROCEDURES.**

- a. Fire fighting is the using unit's responsibility (See Appendix L).

- b. All units will immediately report any range fire to the servicing RCC. The RCC will notify the local fire department for assistance.

c. Certain ranges require Bambi Bucket support. Check with the servicing RCC for coordinating instructions.

### **39. RANGE MODIFICATIONS.**

a. U.S. exclusive and ROK range/training facilities will be used only for its safety approved and intended purpose. Training on each facility will be in accordance with DA Pam 385-63, DA Pamphlet 350-38, SDZ waiver, AK Regulation 350-10, this Pamphlet, safety briefing, and SOPs.

b. Units desiring to physically modify a facility (e.g. dig holes, build additional target pits, berms, etc.) must submit a memorandum outlining the proposed changes to the RCC no later than 30 working days prior to the requested modification date. Memorandum will include:

- (1) A unit site plan and operational plan
- (2) An environmental survey report conducted and approved by DPW
- (3) A fuel spill containment plan approved by DPW

### **40. UNEXPLODED ORDINANCE (UXO).**

a. Handling or removal of UXO by unauthorized personnel is not allowed.

b. When a UXO is discovered the person(s) finding the UXO will:

- (1) Stop movement
- (2) Take note of UXO location
- (3) Retrace route away from UXO
- (4) Keep other persons from entering UXO site
- (5) Keep personnel at least 100 meters from UXO site

Note: Marking the UXO is not a requirement.

c. Call the servicing RCC immediately.

### **41. IMPACT AREAS.**

a. Personnel may not enter a dedicated impact area for any reason.

b. Certain ROKA ranges require a "surface clear" of temporary impact areas when 40mm TPT rounds are fired. Unit will coordinate through the servicing RCC for EOD support.

### **42. MINEFIELD SAFETY.**

a. Within the ROK, minefield areas are real world hazards that can interfere with training. TSAK ranges will inform the unit point of contact of any known hazards of mines in their local area. The applicable unit will ensure required training as outlined in AK 350-1 is conducted prior to the scheduled training event.

b. Before submitting any request for training areas, units must review their classified and unclassified mine overlays. If any part of the training area lies within a mined or restricted area, justification for use of the area must be submitted by the unit chain of command through the servicing RCC to the Chief, G3 Training Division, Eighth Army for approval.

Note: Training will not be conducted in a restricted area without the express approval of the unit chain of command, servicing RCC, and the Chief, G3 Training Division.

c. It is the responsibility of the commander to brief their unit on the proximity of minefields to the training area.

d. Units discovering unreported mines/UXO should immediately notify the servicing RCC.

#### **43. MAINTENANCE OF RANGES AND TRAINING AREAS.**

a. Unit commanders and ROICs are responsible for maintaining and leaving each range/training area in a satisfactory state of police. Range Control Inspectors will conduct spot checks of units prior to training, during training, and post training.

b. The type, age, ownership, and amount of trash currently on a range or training area has no bearing on the unit's responsibility for police. If a range or training area is in an unsatisfactory state of police upon occupation by a unit, the ROIC should notify the RCC for annotation on the Range Pre-Inspection Sheet prior to conducting training.

c. Approximately one hour prior to the estimated completion of training, units will notify the RCC. The RCC will dispatch an inspector to the training facility. In some instances an inspector may not be available to inspect the facility prior to the unit leaving. In such cases, the unit will be instructed to police the area and an inspector will inspect as soon as one is available. Unless otherwise approved, the ROIC, or his/her designated representative, will remain until the range has been inspected.

#### **44. SAFETY OF PERSONNEL DURING SEVERE WEATHER.**

a. MSCs are responsible for ensuring units receive weather advisories and warnings.

b. In the event of severe weather, such as high winds, electrical storms, rain storms, flooding, etc., the servicing RCC may direct units to stop training and seek shelter.



## **Section VI AMMUNITION**

### **45. GENERAL.**

a. All ammunition at firing sites will be stored outside the back blast area (when applicable) for the weapons involved. Ammunition will be stored at a location that will minimize the potential for ignition, explosion, or rapid burning.

b. Ammunition should be issued to firing units immediately before scheduled training exercises. Small-arms ammunition will be distributed to personnel only when they are on or approaching the ready line or firing line.

c. All ammunition will be used only for the purpose for which it was intended and only on ranges with an approved SDZ Waiver for the particular ammunition.

d. Pyrotechnics and tracer fire will be suspended during the Korean Government declared moratorium on use of tracers and pyrotechnics (March through May and August through October) for all ranges. The servicing RCC will provide guidance to units concerning the use of tracers and pyrotechnics on the day of the event and prior to training. All ranges are subject to additional restrictions based on fire hazard conditions.

### **46. AMMUNITION SAFETY IN HANDLING.**

a. Vehicles transporting ammunition must have signs posted in both Hangul and English and carry a minimum of two fire extinguishers per vehicle.

b. No smoking within 50 meters of ammunition.

c. Field ammunition holding areas must be secured by concertina wire and a continuous guard.

d. Ammunition will be stacked by lot on pallets or an approved ammunition pad or in an approved shelter. The area will have a fire extinguisher in local proximity of the ammunition storage site.

e. The following applies to the use of blank ammunition and pyrotechnics:

(1) Blank cartridges will not be fired toward personnel at distances less than 25 meters.

(2) Pyrotechnics will not be used within 50 meters of personnel, petroleum, oils and lubricants (POL), vehicles or flammable materials.

(3) Blank cartridges will not be used in weapons other than those for which they were intended.

(4) Under no circumstances will personnel tamper with ammunition cartridges or pyrotechnics.

(5) Blank and live ammunition will not be mixed.

(6) Use of pyrotechnics and blank ammunition during the hours of darkness requires special coordination. Without prior scheduling and coordination, use of blank ammunition and pyrotechnics is forbidden in ROKA/US training areas, North of the Imjin River, and near the DMZ.

(7) Any suspected or observed rounds-out of impact area requires the unit to "Cease Fire" and determine the cause. Rounds-out will be immediately reported to the RCC (See Appendix M).

#### **47. MALFUNCTIONING AMMUNITION.**

a. All malfunctions of ammunition will be reported immediately to the RCC (See Appendix N). The following are definitions of malfunctions:

(1) UXO: Munitions that have failed to arm correctly or have failed to explode after being armed.

(2) Cook-off: Ignition of the propellant of a chambered round initiated by the heat of the weapon.

(3) Hang-fire: Delay in the action of a primer, igniter, or propelling charge.

(4) Misfires: Wholly or in part failure of primer or the propelling charge of a round to function.

b. When a live hand grenade fails to function, all operations on the range will cease. Personnel will withdraw from the firing points and the RCC will be notified. Personnel will not be allowed back in the area until the UXO grenade has been destroyed by Eighth Army EOD personnel.

c. Do not disturb the weapon system, equipment, fragments, or residue at the malfunction site.

#### **48. CHEMICAL MUNITIONS.**

a. Excluding tear gas, no chemical munitions will be used in the ROK without the written permission of the Eighth Army Chemical Officer and approval from the servicing RCC. Units will submit a scenario, graphic overlay, and risk assessment to the RCC for approval.

b. CS may be used only with approval from the servicing RCC. CS may not be used within 500 meters of any body of water (man-made or natural), civilian road, personnel, buildings, or livestock.

c. Units will confirm with the RCC on the day CS is to be used that approval is still valid.

#### **49. DEMOLITIONS AND MINES.**

a. Demolition and mine ranges and training areas have SDZ Waivers and SOPs for each specific facility. All use of demolitions and mines will be requested through the servicing RCC. All requests must be accompanied by a scenario, graphic overlay, and risk assessment.

b. Demolitions use on ranges other than U.S. exclusive ranges will generally be restricted to 27.5 lbs and will not be used within 300 meters of personnel, buildings, or livestock without written approval from the RCC. All requests must be accompanied by a scenario, graphic overlay, and risk assessment.

c. Personnel appointed as Battalion Commander (including those serving by assumption of command orders) must certify personnel appointed as a Demolitions Handler in writing and provide the certification memorandum to the RCC prior to conduct of demolitions training (See Appendix D).

d. Appointed personnel must have passed the Eighth Army Range Safety Certification Examination within the last 12 months and be issued an Eighth Army Safety Certification Card to conduct training.

**Section VII**  
**ENVIRONMENTAL CONSIDERATIONS**

**50. GENERAL.** The Korean people are very conscious of their culture and environment; therefore, preservation of cultural sites both local and national is a major concern.

**51. ARCHAEOLOGICAL AND HISTORICAL RESOURCES.**

a. There is absolutely no training to be conducted within 100 meters of any archaeological area or resource regardless of its state of repair. If any archaeological area or resource is discovered, Commanders will place the location off-limits and will promptly report the location to the RCC. Commanders will ensure that these sites are not disturbed or entered. In the event of a fire, the area will remain off-limits. The fire will be fought around the site, but the site will not be entered.

b. All known burial mounds and cemeteries are marked. Should a burial mound or cemetery be discovered during a training exercise, the exact location will be reported to the RCC.

c. Structures of any type will not be entered or disturbed. Items surrounding the structure will not be tampered with or removed.

**52. ENVIRONMENTAL SAFETY.**

a. The following apply to field showers, laundry and dining facilities, and mobile kitchen trailers.

(1) Facilities will not be placed within 50 meters of a stream, river, water well, or open body of water.

(2) Facilities will not be placed in areas subject to flooding or in marshy areas.

(3) Units will request through DPW (G4 if assigned) for on-site collection of all gray water to include water used for washing of any item or persons.

b. The following applies to solid waste.

(1) Units will request through DPW (G4 if assigned) on-site collection of all solid waste generated from dining and dining facilities.

(2) Burning of refuse is prohibited.

(3) Ordnance material will not be disposed of with solid waste. Class V material will be turned in through appropriate channels.

c. The following applies to latrines.

(1) Slit trenches will not be dug.

(2) Portable chemical toilets will be used on ranges.

(3) Latrines will not be placed within 50 meters of a stream, river, water well, or open body of water.

(4) Latrines will not be placed in areas subject to flooding or in marshy areas.

(5) Units will request portable chemical latrines through DPW (G4 if assigned).

d. The following applies to camouflage.

(1) Cutting of trees and bushes is prohibited.

(2) Nails and other objects will not be driven into trees for any purpose.

(3) Communication wire will not be attached to or hung from any tree.

(4) Individuals will not disrupt, endanger, or cause damage to any natural habitat, forest product, fish and wildlife, or wild species of flora and fauna.

(5) Digging of holes of any type will not be done without permission from the RCC.

e. The following applies to land use and natural resources management.

(1) Vehicle operators will avoid steep slopes, stream banks, river banks, lake banks, rice patties, dikes, and marshy soil.

(2) Forging will be done at identified fording sites only.

(3) Established tank trails and range roads will be used for administrative moves and road marches; new trails will not be created.

(4) Vehicles exiting roads will exercise extreme care not to damage parking areas, roads, shoulders of the road, water drain systems, ditches, drain-offs, fire lanes, and fences adjacent to the roads. All damage will be reported to the servicing RCC. Units will repair all damage prior to departing the site and before being cleared by the RCC.

(5) Fighting positions will be filled prior to departure.

f. The following applies to road movements on ranges and training areas.

(1) Units will utilize existing roads and tank trails. During hours of darkness military vehicles will use service drive.

(2) Neutral and pivot steering of tracked vehicles will be avoided.

(3) All road signs, traffic restrictions, and established weight limits on roads and bridges will be observed. Route reconnaissance should be made prior to all moves with particular emphasis on weight and width limitations. All road restrictions will be followed.

g. The following applies to engineering training or tank obstacles.

(1) A scaled graphic overlay detailing location of all proposed road criterion and tank trap sites and an environmental survey report conducted and approved by DPW will be provided to the RCC for approval of work to be performed. Obstacles constructed adjacent to improved roads will not disturb the surface, shoulder, road base, or compromise the integrity of bridges, culverts, headwalls, wing walls, etc. Positions will be filled and properly compacted immediately following the termination of the exercise.

(2) A scaled graphic overlay detailing location of all proposed hull down positions and an environmental survey report conducted and approved by DPW will be provided to the RCC for approval of work to be performed. Hull down positions are prohibited in non-exclusive areas. Positions will be filled and properly compacted immediately following the termination of the exercise.

(3) Damming of waterways to include creeks and streams is prohibited.

(4) Abatis are prohibited.

**53. ELECTRICAL AND PHONE LINE SUPPORT.** Tapping into installed electrical power sources or telephones lines on ranges and training areas by using personnel is prohibited. Requests for additional electrical wiring and electrical outlets or telephone lines must be requested through the servicing RCC to the Directorate of Facilities Engineers (DPW). Post engineers will accomplish such electrical work only when approved by the RCC.

**Section VIII**  
**AERIAL GUNNERY**

**54. AERIAL GUNNERY.**

a. The maximum altitude when firing the 7.62 machinegun, .50 caliber machinegun, 20mm cannon, 30mm cannon, 40mm grenade launcher, and aerial rockets from Army Rotary Wing aircraft will not exceed 2000 feet above ground level (AGL).

b. All projectiles must impact within the designated impact area.

c. When firing fixed weapon systems, aircraft will maintain a directional heading in line with the center grid of the impact area.

d. The minimum visibility for range firing is one (1) statute mile.

e. The minimum ceiling for range firing is 500 feet AGL.

**Appendix A:** AK FORM 350-6A-E, 1 JUN 05 REPLACES EA FORM 188-R-E, 1 JUN 95, WHICH IS OBSOLETE.

EIGHTH ARMY RANGE AND TRAINING AREA REQUEST FORM (FOR USE OF THIS FORM, SEE AK REG 350-6)					DATE
<b>FROM:</b> Commander, ATTN: APO AP POC Telephone: FAX No:  <b>SIGNATURE:</b>	<b>THRU:</b> Commander, ATTN: APO AP POC Telephone: FAX No:  <b>SIGNATURE:</b>			<b>TO:</b> EUSA, Range Control Center A TTN: : Scheduling APO AP ----- Range Control Use  For Period:  Control No:	
<b>TYPE FACILITY:</b> <input type="checkbox"/> RANGE <input type="checkbox"/> US	<b>ACTION REQUESTED:</b> <input type="checkbox"/> TNG AREA <input type="checkbox"/> SCHED <input type="checkbox"/> JOINT USE <input type="checkbox"/> ROKA <input type="checkbox"/> ROKAF <input type="checkbox"/> MOD <input type="checkbox"/> CXL				
RANGE/TNG AREA	DATE/TIME USE	NO. VEHS & TYPE	NO. PERS	NO. TYPE OF WEAPONS	AMMO & MAX ORD
JOINT USE RANGE/TRAINING AREA COORDINATION (SCHEDULE UNIT INFORMATION)					
<b>SCHEDULED UNIT:</b> <b>UNIT POC:</b> <b>DATE OF COORD:</b> <b>POC SIGNATURE:</b>				<b>SCHEDULED UNIT REMARKS:</b>	
FOR RANGE CONTROL USE ONLY					
<b>STATUS OF REQUEST:</b> <input type="checkbox"/> APPROVED <input type="checkbox"/> DISAPPROVED <input type="checkbox"/> PENDING					
<b>REMARKS/RESTRICTIONS:</b>					
<b>APPROVING OFFICIAL (TYPED NAME AND TITLE):</b>			<b>SIGNATURE:</b>		<b>DATE:</b>



## Appendix B

### Encroachment Report

1. A verbal report (radio/in-person) will be submitted to the servicing Range Control Center immediately upon discovery of encroachment. A written report (in the same format) will be provided to the servicing Range Control Center within 24 hours of initial report.

2. Reporting format:

Line 1 - To: servicing Eighth Army Range Control Center.

Line 2 - From: (Unit/POC Name/Rank/Title):

Line 3 - Date of observation:

Line 4 - Training Site and Grid location (six digit):

Line 5 - No. of personnel encroaching/interfering:

Line 6 - Encroachment activity (i.e. farming, construction, structures, etc):

Line 7 - Designation of personnel encroaching or interfering [company, unit (if ROKA), individuals/unit/company name if available]: \_\_\_\_\_

Line 8 - Equipment being used (construction, farming, POV, military, etc):

Line 9 - Action taken by unit (explain what action or coordination was taken to resolve the problem on site):

Line 10 – Received by (Range Control POC):

## Appendix C

### ROIC & RSO Certification Verification

Date: \_\_\_\_\_

1. I will be the ROIC/RSO for range/training Area \_\_\_\_\_ on date \_\_\_\_\_.

2. I have been certified by my headquarters and am qualified on the procedures for conduct of training and safety procedures required for the weapons systems to be utilized during training.

3. I have successfully completed the Eighth Army Range Certification Examination within the last twelve (12) months.

4. I have reviewed and understand the contents of AK Reg 350-10, this pamphlet, the surface danger zone waiver, and the range SOP for \_\_\_\_\_ range/TA.

5. I have read and understand the safety requirements for the weapons to be used and training to be done as outlined in applicable FMs and TMs, AR 385-62/63, range surface danger zone waiver, and SOP that pertains to the range/TA I will be using.

6. I understand that this completed form will be kept on file at the Range Control Office. I understand that I must sign below prior to the range/TA occupation dates or the range/TA will not be opened for training.

Signature, ROIC:	Signature, RSO:
Name, Rank:	Name, Rank:
Unit:	Unit:
Cell Phone:	Cell Phone:
Received By RCC:	
RCC Signature:	Date:

**Appendix D**

**Commander's ROIC/RSO Certification Memorandum**

OFFICE LETTERHEAD

OFFICE SYMBOL

DATE

MEMORANDUM FOR Range Control TSAK

SUBJECT: Range Officer In Charge (ROIC) and Range Safety Officer (RSO) Certification

1. IAW DA Pam 385-63 and AK Pam 350-20, the following Soldier meets the ROIC/RSO appointment requirements and has knowledge of characteristics, misfire/hang fire procedures, malfunctions, loading and unloading, and correct employment of weapon systems checked below.

a. NAME RANK LAST 4 SSN

b. WEAPON SYSTEMS

\_\_\_\_\_ Practice hand grenade and rifle grenades; Sub-caliber training devices; LASER ranges, firing devices; simulators, trip flares; small arms and machineguns.

\_\_\_\_\_ Chemical agents and smoke.

\_\_\_\_\_ Aerial gunnery, air defense weapons; flame-throwers; live grenades (hand and rifle); mines and demolitions; mortar; recoilless weapons; rockets; guided missiles; tank cannon.

\_\_\_\_\_ Field Artillery.

\_\_\_\_\_ Mortars.

\_\_\_\_\_ ADA Rockets and Guided Missiles.

\_\_\_\_\_ Direct Fire Antitank Rockets and Missiles.

\_\_\_\_\_ Live fire exercises using organic weapons, squad thru company, battery, troop.

\_\_\_\_\_ Combined Arms Live Fire Exercise using outside fire support, troop, battery, squad, platoon company, or battalion and larger.

2. POC this memorandum is XXX at XXX-XXXX.

APPOINTED CDR  
XXX, XXX  
Commanding

## Appendix E

### ROIC CHECKLIST

1. The following list is a guide for ROICs and not a comprehensive list of duties.
2. Checklist Items:
  - a. Before Firing/Training:
    - All participants received preparatory training as required.
    - Appoint and supervise Range Safety Officer (RSO), Mortar Range Safety Officer (MRSO), Artillery Safety Officer (ARSO), and Laser Range Safety Officer (LRSO) as required.
    - Conduct a range walk and become familiar with the range layout.
    - Read and understand DA Pam 385-63, AK Reg 350-10, AK Pam 350-20, surface danger zone waiver, Range/TA SOP, and FM/TM's for weapons to be fired.
    - Have DA Pam 385-63, AK Reg 350-10, AK Pam 350-20, surface danger zone waiver, Range/TA SOP, and FM/TM's for weapons to be fired on range.
    - Be command certified within the last 12 months for the type of training to be conducted and have a memorandum from the commander on file at the servicing Eighth Army Range Control Center verifying this certification.
    - Pass the Eighth Army range safety certification examination within the last 12 months and be issued an Eighth Army safety certification card.
    - Verify with Range Control and/or the range safety waiver that weapons to be fired are authorized for firing on the range/firing points to be used.
    - Verify with range control and/or safety waiver that the types of munitions and explosives to be fired are authorized on the range to be used.
    - Conduct personnel and equipment inspections and confirm that all weapons are safe for firing (bore sight and sight calibration accomplished when required).
    - Required training aides and range support equipment, range flag, targets, safety paddles, etc. are on-hand.
    - Make a final confirmation check of unit range schedule with Range Control RFMSS.
    - Ensure weapon systems to be fired are authorized on firing points to be scheduled.
    - Ensure surface danger zones were cleared of all personnel and live stock.

\_\_\_ Road guards are posted at the same time the range is cleared to prevent any personnel or livestock from re-entering the range.

\_\_\_ Range guards are briefed and have proper equipment (positive 2 way commo with the RSO and an emergency signal).

\_\_\_ Vehicles and administrative personnel are located well to the rear of the gun position/firing lines (out of back blast and noise danger zones).

\_\_\_ Communications between using units and Range Control is established and unit ceases firing if communications is lost, hourly radio checks are required.

\_\_\_ DA Form 1594 is being filled out properly.

\_\_\_ Red range flag (blinking red light at night) is displayed.

\_\_\_ Fire Support Coordinator (FSC) is present during mortar or artillery firing.

\_\_\_ Ensure medical personnel (as specified) are on site with aid-bags, litter, dedicated aid vehicle and driver with strip map to nearest medical facility.

\_\_\_ Obtain clearance to fire from Range Control.

b. During firing:

\_\_\_ Verify RSO/LRSO/MRSO/ARSO is/are present.

\_\_\_ Road guards are posted.

\_\_\_ Road guards have commo with ROIC.

\_\_\_ Hourly communication checks are being kept with Range Control.

\_\_\_ All personnel on the firing line (firers, scorers, control, and support personnel) to wear Kevlar helmets or CVCs and hearing protection.

\_\_\_ Surface danger zone (SDZ) remains cleared of all personnel and livestock.

\_\_\_ Records of ammunition expenditures are being kept up to date.

\_\_\_ Tracers are not fired without authorization. Contact Range Control immediately prior to firing to verify authorization.

\_\_\_ Down range area has been cleared in English and Korean.

\_\_\_ Range/training area is kept in good state of police.

\_\_\_ Ammunition is kept dry and out of direct sunlight.

\_\_\_ Weapons are cleared and placed on "SAFE" before removal from the firing line.

\_\_\_ Small arms weapons have bolts open when behind the firing line; machine guns will have the bolt forward in the closed position.

\_\_\_ Magazines are removed from all weapons behind the firing line.

\_\_\_ Prohibit all overhead fire. All overhead fire must be approved by ACS Eighth Army, G3.

\_\_\_ Misfires handled as prescribed in appropriate TM's and FM's.

c. After firing:

\_\_\_ Clear all weapons.

\_\_\_ Conduct brass and ammo check.

\_\_\_ Report UXOs to Range Control Center.

\_\_\_ Police range, remove trash and make repairs to any damaged items.

\_\_\_ Contact Range Control Center and request permission to close the range.

\_\_\_ Remove red range flag (red blinking light at night).

\_\_\_ Account for all weapons and equipment.

\_\_\_ Verify there are no fires burning on the range.

\_\_\_ Return all range support equipment to the Range Control Center issue point.

## Appendix F

### Range and Training Area Opening and Closing Instructions

#### 1. OPENING INSTRUCTIONS:

Note: Answer all questions by line number when you contact range control.

- Line 1 - What is your unit?
- Line 2 - What type of weapons are you firing?
- Line 3 - Phonetically spell your ROIC's and RSO's last name and rank?
- Line 4 - Total personnel on the range/training area for training?
- Line 5 - Do you have a Medic or Combat Life Saver with aid bag and a dedicated litter-bearing vehicle?
- Line 6 - Have you cleared down range in English and Korean?
- Line 7 - Are your guards posted and have communications with the ROIC and/or RSO?
- Line 8 - Is the red range flag raised (red blinking light at night)?
- Line 9 - Do you have DA Pam 385-63, AK Reg 350-10, AK Pam 350-20, surface danger zone waiver, Range/TA SOP, and FM/TM's for weapons to be fired on range?
- Line 10 - Do you have two 5-pound fire extinguishers at each ammunition point?
- Line 11 - Are you firing tracer rounds?
  - 11a. Do you have fire-fighting equipment?
  - 11b. You must call Range Control immediately in the event of a fire, UXO, or any other incident on the range. Do not enter impact areas or UXO areas to extinguish fires.
  - 11c. EOD assistance may be requested through Range Control.
- Line 12 - What are your initials?
- Line 13 - What is your CP Location (eight digit grid)?
- Line 14 - Stand by for verification of range safety cards.
- Line 15 - Time of range/training area opening is \_\_\_\_\_ hours.
- Line 16 - My initials are \_\_\_\_\_.

## 2. CLOSING INSTRUCTIONS:

a. Answer all questions by line number when you contact Range Control.

Line 1 - Is the red range flag (red blinking light) down?

Line 2 - Have weapons been cleared and rodded off the range?

Line 3 - Has brass and ammo been policed up?

Line 4 - Has the range or training area been policed of trash and debris?

Line 5 - The total number of rounds fire on range?

Line 6 - Have there been any incidents or accidents on the range or training area?

Line 7 - Are any fires burning on the range or training area?

Line 8 - Request Range Control Inspector; Range/TA will not be closed without inspection. You must call Range Control one (1) hour prior to closing and request a closing inspection of the range or training area. If closing after 1800 hours, Range Control will inspect the Range/TA the next working day and notify the unit Commander if there is a problem at the Range/TA that requires correction by the unit.

b. Range Control Inspector will be on site at \_\_\_\_\_; standby for your closing inspection.

Note: After the inspector has verified range or training area condition, Range Control will answer the following question.

a. Range is closed effective \_\_\_\_\_ hours.

b. Turn in your range log to the on-site range personnel or to RCC.

c. My initials are \_\_\_\_\_.



## Appendix G

### RSO Checklist

1. The following list is a guide for RSOs and not a comprehensive list of duties.

NOTE: Laser Range Safety Officers (LRSO) will use this checklist.

2. Checklist Items:

a. Before Scheduling a Range or Training Area:

\_\_\_ Has read and understands DA Pam 385-63, AK Reg 350-10, AK Pamphlet 350-20, surface danger zone waiver, Range/TA SOP, and FM/TM's for weapons to be fired

\_\_\_ Is command certified for the type of training to be conducted and is a memorandum from the commander on file at the servicing Range Control Center verifying this certification

\_\_\_ Has successfully completed the Eighth Army Range Certification Examination within the last twelve (12) months

b. Before Firing/Training:

\_\_\_ Have on-site DA Pam 385-63, AK Reg 350-10, AK Pamphlet 350-20, surface danger zone waiver, Range/TA SOP, and FM/TM's for weapons to be fired on range.

\_\_\_ Verify that the unit is in the right location and with the approved weapons and munitions.

\_\_\_ Verify that weapons are laid on the correct azimuth, pointed down range, and in the designated area.

\_\_\_ Verify that all safety limit information is applicable to the firing position and impact areas and those limits are correct.

\_\_\_ Ensure that each weapon is inspected so that all chambers and barrels (tubes) are free from obstructions.

\_\_\_ Ensure that communications are established and maintained with the servicing Range Control Center.

\_\_\_ Ensure that the down-range area is clear or that impact area has been visually searched and is clear.

\_\_\_ All personnel are required to wear helmets or CVCs and hearing protection. This safety requirement will be enforced by the RSO.

\_\_\_ Verify that all necessary bore sightings, calibration and standardizations have been made.

\_\_\_ Give safety briefing to firers (translated if KATUSA or ROKA personnel are involved in the firing). This briefing will include the different signals used for signaling a cease-fire.

\_\_\_ Make safety checks to ensure that only the authorized ammunition is fired, that rounds land within the designated impact area, and that no unsafe acts occur.

\_\_\_ Ensure that a red range flag (red blinking light at night) is in use. No firing will take place unless the flag is displayed.

c. During Firing:

\_\_\_ Watch for unsafe acts and suspend firing, regardless of circumstances, when a reasonable doubt exists as to whether an act is unsafe or not. Take actions as necessary to correct the unsafe condition prior to resuming firing.

\_\_\_ Enforce all safety requirements in appropriate regulations, waivers, SOPs, TM's/FM's.

\_\_\_ Verify that check-fire and malfunction procedures are known and followed IAW appropriate FM/TMs.

\_\_\_ Ensure that any serious incident is immediately reported up the chain of command and directly to Range Control Center.

\_\_\_ Report UXOs to Range Control Center and cease-fire until EOD arrives and destroys the UXO.

\_\_\_ Ensure that only those targets in a firer's lane are engaged by that individual; no firing across lanes is authorized.

d. After Firing:

\_\_\_ Ensure that all weapons are "cleared" and placed on "SAFE" prior to their removal from the firing line or position.

\_\_\_ Conduct a shakedown inspection prior to leaving the range to ensure that no live ammunition is removed from the range by unauthorized personnel.

\_\_\_ Ensure that all UXOs are marked and guarded until EOD personnel dispose of them.

\_\_\_ Report any significant malfunction rates to Range Control Center and the unit Ammunition Officer.

## Appendix H

### Mortar Range Safety Officer Checklist

1. The following list is a guide for MSOs and not a comprehensive list of duties.

2. Checklist Items:

a. Before Scheduling a Range:

\_\_\_ Read and understand DA Pam 385-63, AK Reg 350-10, AK Pamphlet 350-20, surface danger zone waiver, Range/TA SOP, and FM/TM's for weapons to be fired.

\_\_\_ Successfully complete a battalion-sponsored Fire Direction Center certification in current unit. Have a copy of the certifying memorandum from the battalion commander on file at servicing Eighth Army Range Control Center.

\_\_\_ Has successfully completed the Eighth Army Range Certification Examination within the last twelve (12) months

b. Before firing:

\_\_\_ Have on-site DA Pam 385-63, AK Reg 350-10, AK Pamphlet 350-20, surface danger zone waiver, Range/TA SOP, and FM/TM's for weapons to be fired on range.

\_\_\_ Ensure that communications are established and maintained with the servicing Range Control Center.

\_\_\_ Ensure medical personnel (as specified) are on site with aid-bags, litter, dedicated aid vehicle and driver with strip map to nearest medical facility.

\_\_\_ Ensure that a red range flag (red blinking light at night) is in use. No firing will take place unless the flag is displayed.

\_\_\_ Road guards are in place and have commo with ROIC.

\_\_\_ All personnel are required to wear helmets or CVCs and hearing protection.

\_\_\_ Verify that firing position is 100 meters of surveyed firing point.

\_\_\_ Ammunition is the correct caliber and type.

\_\_\_ Fuses are accounted for by lot number, stored separately from ammunition and protected from environment.

\_\_\_ Mortar Safety Card, plotting board declination, mortar ballistic computer (MBC), Safety fan, and Right and Left limits are correct.

\_\_\_ Each Safety NCO and Gunner is informed of the right and left limits, maximum/minimum elevation or change and minimum time setting for fuses.

- Misfire procedures have been briefed.
- ACS Eighth Army must approve overhead fire over troops or villages.
- Verify masking and overhead clearance.
- Give safety briefing to firers (translated if KATU.S.A or ROKA personnel are involved in the firing). This briefing will include the different signals used for signaling a cease-fire.

c. During Firing:

- Safety requirements in appropriate regulations, waivers, SOPs, TM's/FM's regulations are being followed.
- Elevation, deflection, and charge are checked before firing.
- Mortar is announced safe prior to firing.
- Settings are only changed by direction of FDC.
- Ammunition lots are kept separated.
- Down-range area and impact area is clear.

d. After Firing:

- Supervise proper disposal of unused propellant increments.
- Ensure that all weapons are "cleared" and placed on "SAFE" prior to their removal from the firing line or position.
- Ensure that prior to leaving the range, a shakedown inspection is conducted so that unauthorized personnel remove no live ammunition from the range.
- Ensure that all UXOs are marked and guarded until EOD personnel dispose of them.
- Report any significant malfunction rates to Range Control Center and the unit Ammunition Officer.

## Appendix I

### Artillery Range Safety Officer Checklist

1. The following list is a guide for ARSOs and not a comprehensive list of duties.

2. Checklist Items:

a. Before scheduling a Range:

\_\_ Read and understand DA Pam 385-63, AK Reg 350-10, AK Pamphlet 350-20, surface danger zone waiver, Range/TA SOP, and FM/TM's for weapons to be fired.

\_\_ Successfully complete a battalion-sponsored Fire Battery Safety certification in current unit. Have a copy of the certifying memorandum from the battalion commander on file at servicing Eighth Army Range Control Center.

\_\_ Has successfully completed the Eighth Army Range Certification Examination within the last twelve (12) months.

b. Before Firing:

\_\_ Have on-site DA Pam 385-63, AK Reg 350-10, AK Pamphlet 350-20, surface danger Zone waiver, Range/TA SOP, and FM/TM's for weapons to be fired on range.

\_\_ Ensure that communications are established and maintained with the servicing Range Control Center.

\_\_ Ensure medical personnel (as specified) are on site with aid-bags, litter, dedicated aid vehicle and driver with strip map to nearest medical facility.

\_\_ Ensure that a red range flag (red blinking light at night) is in use. No firing will take place unless the flag is displayed.

\_\_ Road guards are in place and have commo with ROIC.

\_\_ All personnel are required to wear helmets or CVCs and hearing protection.

\_\_ Unit is in correct position and firing data is correct.

\_\_ Two (2) Safety Officers have certified safety diagram.

\_\_ All personnel are cleared from surface danger areas.

\_\_ Ammunition is authorized for firing.

\_\_ Bore sight and lay are correct.

\_\_ Verify MIN QE.

\_\_ Section Chief has safety data.

\_\_\_ Safety aids are in correct locations.

c. During Firing:

\_\_\_ Safety requirements in appropriate regulations, waivers, SOPs, TM's/FM's regulations are being followed.

\_\_\_ Only fuse, projectiles, and charges prescribed on safety card are being fired.

\_\_\_ Correct numbers of charges are loaded and correct number of charges is removed from firing area.

\_\_\_ Rounds are not fired above MAX QE or below MIN QE

\_\_\_ Rounds are not fired outside deflection limits on safety card.

\_\_\_ Time-fuse rounds are set correctly.

\_\_\_ "Check Fire" is announced for all unsafe fire commands.

\_\_\_ Update safety Ts as changes occur.

\_\_\_ Firing is suspended if unsafe conditions exist.

d. After Firing:

\_\_\_ Supervise proper disposal of unused propellant increments.

\_\_\_ Ensure that all weapons are "cleared" and placed on "SAFE" prior to their removal from the firing line or position.

\_\_\_ Ensure that prior to leaving the range, a shakedown inspection is conducted so that unauthorized personnel remove no live ammunition from the range.

\_\_\_ Ensure that all UXOs are marked and guarded until EOD personnel dispose of them.

\_\_\_ Report any significant malfunction rates to Range Control Center and the unit Ammunition Officer.

**Appendix J**

**Accident/Incident Report**

Line 1. Type of Accident/Incident: \_\_\_\_\_

Line 2. Location of Accident/Incident: \_\_\_\_\_

Line 3. Date/Time of Accident/Incident: \_\_\_\_\_

Line 4. Personnel Involved:

<u>Name</u>	<u>Rank</u>	<u>SSAN</u>	<u>Unit</u>
_____	_____	_____	_____
_____	_____	_____	_____
_____	_____	_____	_____
_____	_____	_____	_____
_____	_____	_____	_____
_____	_____	_____	_____

Line 5. Details of Accident/Incident (description of events, injuries, or damage); continue on reverse if additional space required.

\_\_\_\_\_  
\_\_\_\_\_  
\_\_\_\_\_  
\_\_\_\_\_  
\_\_\_\_\_  
\_\_\_\_\_  
\_\_\_\_\_  
\_\_\_\_\_  
\_\_\_\_\_  
\_\_\_\_\_  
\_\_\_\_\_

Line 6. Reported by: \_\_\_\_\_

Line 7. Date/Time of Report: \_\_\_\_\_

Line 8. Other Agencies Notified/Time: \_\_\_\_\_

## **Appendix K**

### **MEDEVAC Request**

Line 1. Location of the pick-up site:

Line 2. Radio frequency, call sign, and suffix:

Line 3. Number of patients by precedence:

- A - Urgent
- B - Urgent Surgical
- C - Priority
- D - Routine
- E - Convenience

Line 4. Special equipment required:

- A - None
- B - Hoist
- C - Extraction equipment
- D - Ventilator

Line 5. Number of patients:

- A - Litter
- B - Ambulatory

Line 6. Security at pick-up site:

- N - No enemy troops in area
- P - Possible enemy troops in area (approach with caution)
- E - Enemy troops in area (approach with caution)
- X - Enemy troops in area (armed escort required)

Note: In peacetime - number and types of wounds, injuries, and illnesses

Line 7. Method of marking pick-up site:

- A - Panels
- B - Pyrotechnic signal
- C - Smoke signal
- D - None
- E - Other

Line 8. Patient nationality and status:

- A - U.S. Military
- B - U.S. Civilian
- C - Non-U.S. Military
- D - Non-U.S. Civilian
- E - EPW



Line 9. NBC Contamination:

N - Nuclear

B – Biological

C - Chemical

Note: In peacetime - terrain description of pick-up site.

## Appendix L

### Range Fires and Firefighting Procedures.

1. GENERAL: All units will immediately report any fire to their Range Control Center. Units causing a fire on or outside a training facility will cease training and immediately take action to extinguish the fire. The unit will organize to fight the fire until it has been extinguished. Once fire department personnel arrive, the unit will work under the supervision of fire department personnel.

2. PRECAUTIONS: Units will not enter impact areas, place personnel on a slope or ridge above a fire, or send personnel into areas that could be enclosed by fire or heavy smoke. If there is any doubt for the safety of personnel; STOP and MOVE to a clear area away from the fire.

NOTE: Do not enter archaeological/historical sites to fight fires unless directed to do so by RCC or Fire Department.

### 3. GENERAL UNIT RESPONSIBILITIES:

a. Units may not leave an occupied range/training area until the fire is completely extinguished and permission is given by the Range Control Center to depart the range.

b. Units will have a 10-man fire fighting detail equipped with the following equipment that will be located at the range tower or a designated point known to the firefighting team. In the event less than 10 personnel occupy the range, all personnel present will be designated as firefighters.

(1) Fire beaters

(2) Fire shovels

(3) Fire rakes

(4) Fire extinguishers

c. The fire fighting detail, under the control of an NCO, will be responsible for extinguishing any fire within the range fan. In cases of large fires, Range Control may call fire-fighting details from nearby ranges to provide assistance.

d. The Range Control Center will provide units with information concerning tracer and pyrotechnic use prior to beginning the day's training. Units must follow ammunition and/or training restriction advisories issued by Range Control.

e. If a range fire occurs, the ROIC or RSO will immediately complete the following actions:

(1) Place the entire range in a "CEASE FIRE".

(2) Dispatch the firefighting detail and equipment to the fire site.

(3) Notify the servicing Range Control Center of the fire.

f. Range Control Center will require the following information:

(1) Unit POC for information concerning the fire

(2) Location of fire, grid coordinates

(3) Cardinal direction and approximate speed the fire is moving

(4) Wind direction and estimated speed

(5) Approximate time fire started

(6) Number of personnel fighting the fire

(7) Type of firefighting equipment being used

(8) Radio frequency being used

(9) Any additional facts, i.e. number and size of any explosions, fire spreading over backstop or towards populated area, any firebreaks which can be used to help control the fire, etc.

g. Organize continuous shifts to fight the fire until it is extinguished.

h. Personnel will not be sent downrange until Range Control gives clearance.

i. The unit will update Range Control hourly on the condition of the fire and immediately after a fire has been extinguished.

#### 4. GENERAL FIRE FIGHTING TECHNIQUES:

a. Before containing the fire:

(1) When arriving at the fire, first determine which direction the fire is moving (fire movement is not necessarily the direction of the wind).

(2) Determine if there are any natural or man-made fire breaks in the path of the fire (e.g., roads, bodies of water, existing fire lines).

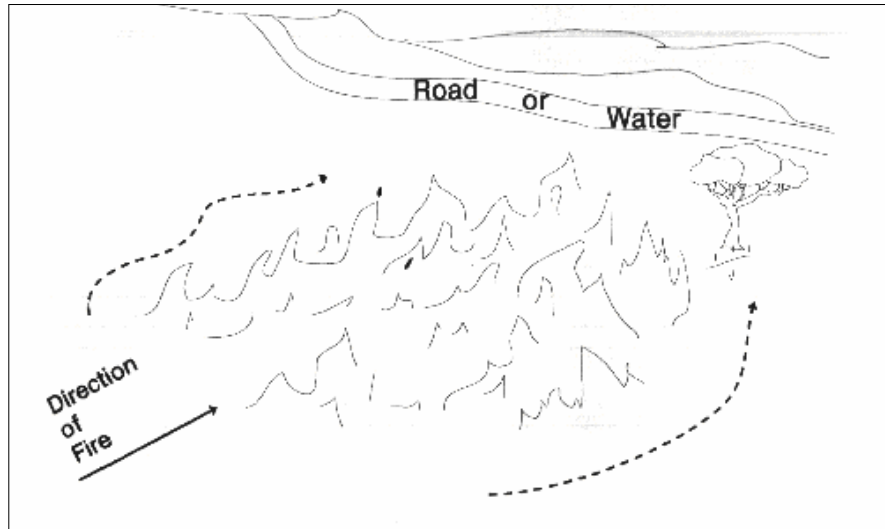
(3) Crews should then begin to contain the fire by starting at the flanks and working toward the lead, when possible, as shown in Figure 1.

(4) Crews should be careful to avoid hazardous areas that burn very hot as shown in Figure 2.

(5) The use of beaters, Figure 3, is the most effective method of containing fires. When the fire becomes so hot that personnel cannot work close enough to beat the flames, crews can contain the fire by cutting a fire line using shovels and cutting tools or by cooling the fire down with water from backpacks or water pumps, when available.

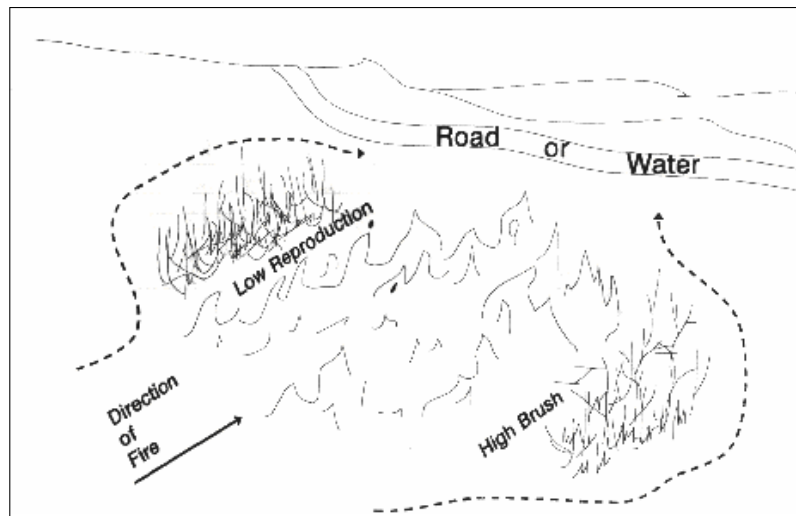
b. After the fire has been contained, crews should retrace the lines of containment to ensure hot areas have not reignited and that fires outside the burn area are also out. When available, water should be used to wet down hot areas and the burn line to prevent fires from lighting again.

Figure 1.



-----> Direction of beating or fire line construction.


Figure 2.



- Direction of beating or fire line construction


Note: When cutting fire lines, avoid high brush and low reproduction areas that tend to burn very hot.

Figure 3.



Note: When beating the fire, be careful not to beat burning material onto unburned areas.

Figure 3. (Continued)



Note: When using water to contain the fire, aim for the base of the flame and the unburned fuel in the path of the fire.

**Appendix M**

**Rounds Fired Out of Impact Area**

1. Unit discovering round(s) out of impact area will immediately notify Range Control. Range Control will immediately "CEASE FIRE FREEZE" all weapons currently firing on ranges under their control.

a. Unit discovering round(s) out of impact area will determine the following information and report it to Range Control as soon as possible.

(1) Individual making report (name, phone number, location at time of observation).  
\_\_\_\_\_  
\_\_\_\_\_  
\_\_\_\_\_

(2) Date/Time of observation/incident. \_\_\_\_\_

(3) Did injury occur (if so, give details of injuries).  
\_\_\_\_\_  
\_\_\_\_\_  
\_\_\_\_\_  
\_\_\_\_\_

(4) Did equipment damaged occur (Y/N)? \_\_\_\_\_  
(if so, give details of damages)?  
\_\_\_\_\_  
\_\_\_\_\_  
\_\_\_\_\_  
\_\_\_\_\_

(5) Number of rounds out of impact area. \_\_\_\_\_

(6) Approximate location of impact. \_\_\_\_\_

(7) Caliber of munitions. \_\_\_\_\_

(8) Back azimuth. \_\_\_\_\_

(9) Did air burst occur? \_\_\_\_\_ (Y/N) \_\_\_\_\_ (Estimate of height of burst)

(10) Has ground crater been located? \_\_\_\_\_ (do not disturb crater or shell fragments) Y/N

(11) Ground crater eight digit grid location if known. \_\_\_\_\_

(12) Location and unit of person who observed the actual impact (if applicable).

---

(13) Source of knowledge for round(s) out of impact area (visual observation, radar, sound, other).

---

---

(14) Name and unit of reporting individual if different from (1) above.

---

b. When Range Control declares a "CEASE FIRE FREEZE", the unit leadership will command "rear of the piece, fall in". Under no circumstances will units change firing data or in anyway disturb or adjust weapon systems when a 'CEASE FIRE FREEZE' is announced by Range Control.

c. All firing will cease until a release has been given from the Eighth Army Command Safety Office that is investigating the incident and Range Control.

## Appendix N

### Ammunition Malfunction Report

1. A verbal report will be submitted to the servicing Range Control Center immediately upon discovery of malfunction. A written report (in the same format) will be provided to the servicing Range Control Center within 24 hours of initial report.

2. Reporting format:

Line 1 - Type of malfunction: \_\_\_\_\_

Line 2 - Did unit properly conduct all appropriate malfunction procedures as outlined in the TM for the weapon system involved? \_\_\_\_\_  
\_\_\_\_\_

Line 3 - What is the training range designation and grid or six digit grid location of the actual malfunction? \_\_\_\_\_

Line 4 - Time of actual incident: \_\_\_\_\_

Line 5 - Names of ROIC and RSO: \_\_\_\_\_

Line 6 - Unit designation: \_\_\_\_\_

Line 7 - Ammunition information: \_\_\_\_\_

a. Type of munitions that malfunctioned (e.g. 105mm, M392 or M18):  
\_\_\_\_\_

b. Type of fuse installed (if applicable): \_\_\_\_\_

Line 8 - Number of rounds that malfunctioned: \_\_\_\_\_

Line 9 - Model or Lot number of ammunition (round and fuse): \_\_\_\_\_

Line 10 - Type of fuse or Lot number: \_\_\_\_\_

Line 11 - Type of fuse mated on round: \_\_\_\_\_

Line 12 - Location and name of POC: \_\_\_\_\_

Line 13 - If injuries occurred, provide name/rank/SSAN of individuals involved and type of injuries sustained: \_\_\_\_\_  
\_\_\_\_\_  
\_\_\_\_\_



## GLOSSARY

### Section I ABREVIATIONS

ACS	Assistant Chief of Staff
ADA	Air Defense Artillery
AGL	Above Ground Level
ARSO	Artillery Range Safety Officer
CALFAX	Combined Arms Live-Fire Exercise
DPW	Director of Public Works
DTG	Date Time Group
Eighth Army	Eighth United States Army
EOD	Explosive Ordinance Disposal
FM	Field Manual
FSC	Fire Support Coordinator
IAW	in accordance with
KATUSA	Korean Augmentation to the United States Army
KSC	Korean Service Corp
LPP	Land Partnership Program
MACOM	Major Army Command
MEDEVAC	Medical Evacuation
MRSO	Mortar Range Safety Officer
MSC	Major Subordinate Command
NCO	Noncommissioned Officer
RCC	Range Control Center
RFMSS	Range Facility Management Scheduling System
ROIC	Range Officer in Charge
ROK	Republic of Korea
ROKA	Republic of Korea Army
ROKAF	Republic of Korea Air Force
RSO	Range Safety Officer
SDZ	Surface Danger Zone
SOP	Standard Operating Procedure
TM	Technical Manual
TSAK	Training Support Activity Korea
USFK	United States Forces Korea
UXO	Unexploded Ordinance